
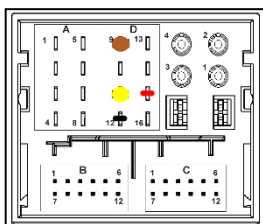


InCarTec 25-514 PDC and Warning Tone Retention Interface

Component List

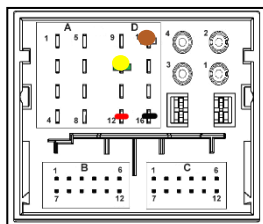
Part Number	Component	Image	Description
25-514	PDC and Warning Tone Retention Interface		<p>Parking Distance Control and warning tone retention interface.</p> <p>Retains the audio tones from the original parking sensors and vehicle warning tones when changing the original head unit in compatible</p>

Installation diagram



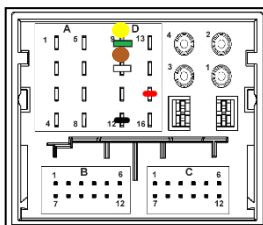
BMW

Red - 12V power
 Black - Ground
 Yellow - CAN High (Green/orange in vehicle)
 Brown - CAN low (Green in vehicle)



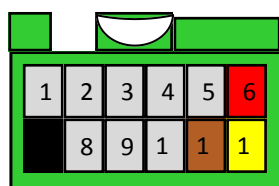
Citroen and Peugeot

Red - 12V power
 Black - Ground
 Yellow - CAN High
 Brown - CAN low



Ford

Red - 12V power
 Black - Ground
 Yellow - CAN High
 Brown - CAN low



Volvo

Red - 12V power
 Black - Ground
 Yellow - CAN High (White in vehicle)
 Brown - CAN low (Green in vehicle)

Compatible vehicles

BMW 1 series E80
 BMW 3 series E90
 BMW X1 E84

Mini 2006>

Citroen quadlock vehicles

Ford Galaxy 2010>

Ford S-Max 2010-2015

Ford Kuga 2013>

Ford Mondeo 2010>

Peugeot quadlock vehicles

Volvo S60/V60

Volvo S80 2006>

Volvo XC90 2005>

Volvo V70

Volvo XC70

Additional instructions for FK-860 fitting kit installation.

This interface is also included in the complete fitting kit FK-860 for Volvo XC90 cars 2005>

Connections for power and ground for this interface are supplied by part number 20-307 in the fitting kit. There are yellow and black wires labelled "connect to PDC interface". These will need to be connected to the red and black wires on the 25-514 interface. Connect the yellow and red wires together and the two black wires together.

Connections for the CAN high and CAN low wires are supplied by part number 23-223 in the fitting kit. There are green and white wires labelled "connect to PDC interface". These need to be connected to the white/yellow and white/brown wires on the 25-514 interface. Connect the white CAN high from 23-223 to the white/yellow CAN high wire of the 25-514 interface. Connect the green CAN low wire from the 23-223 to the white/brown CAN low wire on the 25-514 interface.

If the problem persists, more technical manuals are listed on our website.